

OGi bloc

Vented lead-acid battery



Motive Power Systems

Reserve Power Systems

Special Power Systems

Service

Your benefits with HOPPECKE OGi bloc

- **Good high-current capability** - low investment costs due to innovative electrode structure
- **High expected service life** - due to double separation
- **Maximum compatibility** - design according to DIN 40739
- **Higher short-circuit safety even during the installation** - based on HOPPECKE system connectors
- **Extremely extended water refill intervals up to maintenance free** - optional use of AquaGen® recombination system minimizes emission of gas and aerosols¹



Similar to the illustration,
AquaGen® optional

Typical applications of HOPPECKE OGi bloc

- **Railway applications**
Railway control centers
Signal systems
Lighting
- **Starter batteries for emergency power diesel generators**
- **Emergency lighting installations**



HOPPECKE

POWER FROM INNOVATION

Type overview

Capacities, dimensions and weights

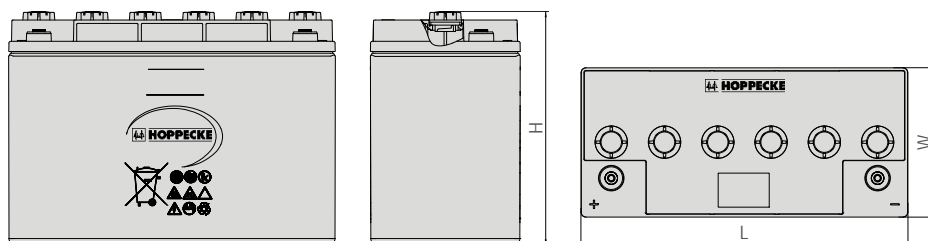
Type	C _{nom} /1.80 V Ah	C ₁₀ /1.80 V Ah	C ₅ /1.75 V Ah	C ₃ /1.70 V Ah	C ₁ /1.70 V Ah	C _{1/2} /1.65 V Ah	C _{1/6} /1.65 V Ah	max.* Weight kg	Weight electrolyte kg (1.24 kg/l)	max.* Length L mm	max.* Width W mm	max.* Height H mm	Fig.
OGi bloc 12 V 60	54	77	67	61	44	36	24	36,0	9,0	384	178	285	A
OGi bloc 12 V 80	72	102	90	81	59	48	31	42,7	9,4	384	178	285	A
OGi bloc 12 V 100	90	128	112	101	74	60	39	55,3	14,6	553	178	285	A
OGi bloc 12 V 110	108	153	135	121	88	72	47	61,7	14,8	553	178	285	A
OGi bloc 6 V 20	18	26	23	20	15	12	8	8,6	2,0	115	178	285	B
OGi bloc 6 V 40	36	51	45	40	29	24	16	12,1	2,5	115	178	285	B
OGi bloc 6 V 60	54	77	67	61	44	36	24	18,3	4,5	205	178	285	B
OGi bloc 6 V 80	72	102	90	81	59	48	31	21,6	4,7	205	178	285	B
OGi bloc 6 V 100	90	128	112	101	74	60	39	28,0	7,3	285	178	285	B
OGi bloc 6 V 110	108	153	135	121	88	72	47	31,1	7,4	285	178	285	B
OGi bloc 6 V 130	128	174	155	139	101	80	50	40,2	9,9	285	232	335	B
OGi bloc 6 V 160	160	218	193	174	126	100	62	48,5	12,5	285	232	335	B
OGi bloc 6 V 200	192	261	232	208	151	120	74	55,1	13,4	285	232	335	B
OGi bloc 4 V 230	224	305	270	243	177	140	87	43,0	9,8	252	232	335	C
OGi bloc 4 V 260	256	348	309	278	202	160	99	48,7	11,8	252	232	335	C

C_{nom} = Nominal capacity according to DIN 40739 at 10 h discharge

C₁₀ = Real capacity at 10 h discharge

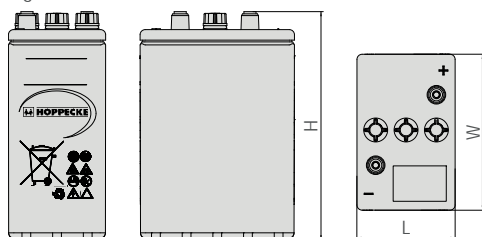
* according to DIN 40739 data to be understood as maximum values

Fig. A



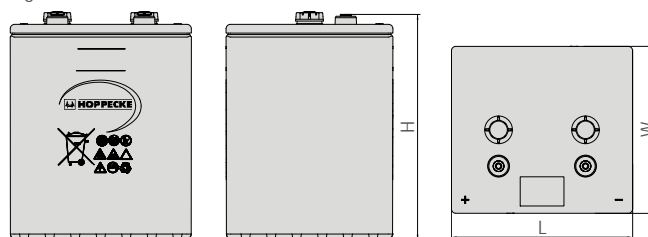
OGi bloc 12 V 60 - OGi bloc 12 V 110

Fig. B



OGi bloc 6 V 20 - OGi bloc 6 V 200

Fig. C



OGi bloc 4 V 230 - OGi bloc 4 V 260

Design life: up to 15 years

Optimal environmental compatibility - closed loop for recovery of materials in an accredited recycling system

¹ Similar to sealed lead-acid batteries